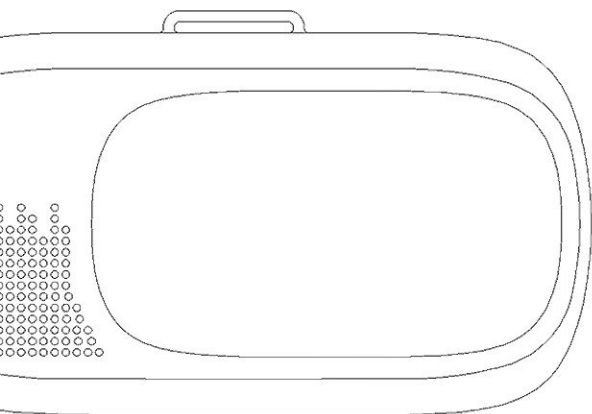


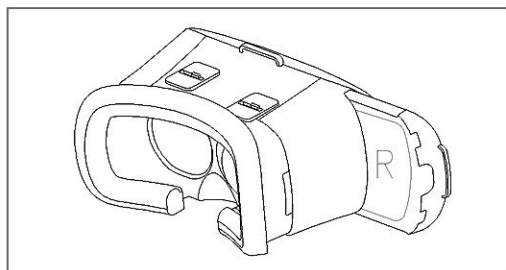
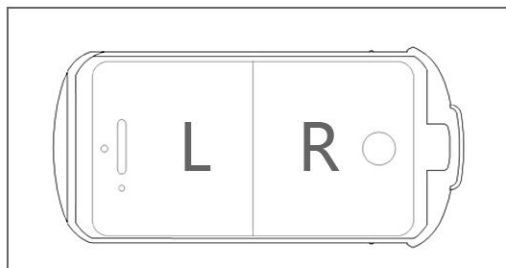
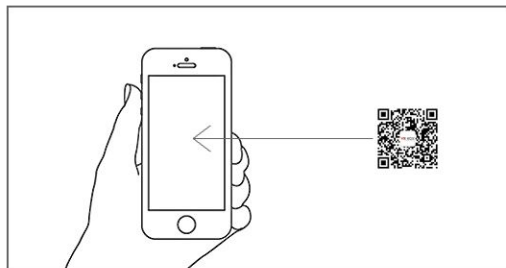
PRODUCT MANUAL

VIRTUAL REALITY GLASSES



Mobile virtual reality glasses

Use of three steps



1. Enter the application market, Download game resources

2. Play downloaded video resources, must be about split-screen format.

3. Set up after you can start to use.

Access to resources

Resources are mainly divided into three categories.

Mobile VR games: the rotation of the head with the remote control Perspective by End\r\nInto game action

360 ° panoramic video: You can download a good video, through the head turn\r\nAutomatic control perspective, enjoy the scenery around.

3D movies: you can choose to watch videos online, you can also download their own good movies into your phone.

More resources Download.

Method One: Android

Entered the major application market search \VR\ for download

iPhone

Into the APP Store, search for \VR\ for download

Method Two: You can search for cardboard keywords to get very\r\nMore fun APP

